



# Inspection Data Summary Report

**BETA**

This is a new service – your [feedback](#) will help us to improve it.

# John Ruskin Primary School and Language Classes

URN: 100798 LAESTAB: 2102339

Local authority: Southwark

Phase of education: Primary Type of education: Community School

Release information: Provisional 2023 Phonics, Final 2023 KS1, Final 2023 KS2

Release date: 2 May 2024 [IDSR news page \(https://www.gov.uk/guidance/idsr-news-and-updates\)](https://www.gov.uk/guidance/idsr-news-and-updates)

## School characteristics

	2021	2022	2023
School number on roll	Well above average 484	Well above average 490	Well above average 480
School % FSM	Well above average 48	Well above average 50	Well above average 50
School % SEND support	Below average 11	Close to average 12	Close to average 14
School % EHC plan	Well above average 7.6	Well above average 9.4	Well above average 8.8
School % EAL	Well above average 55	Well above average 44	Well above average 40
School % stability	Close to average 82	Close to average 81	Close to average 82

2021

2022

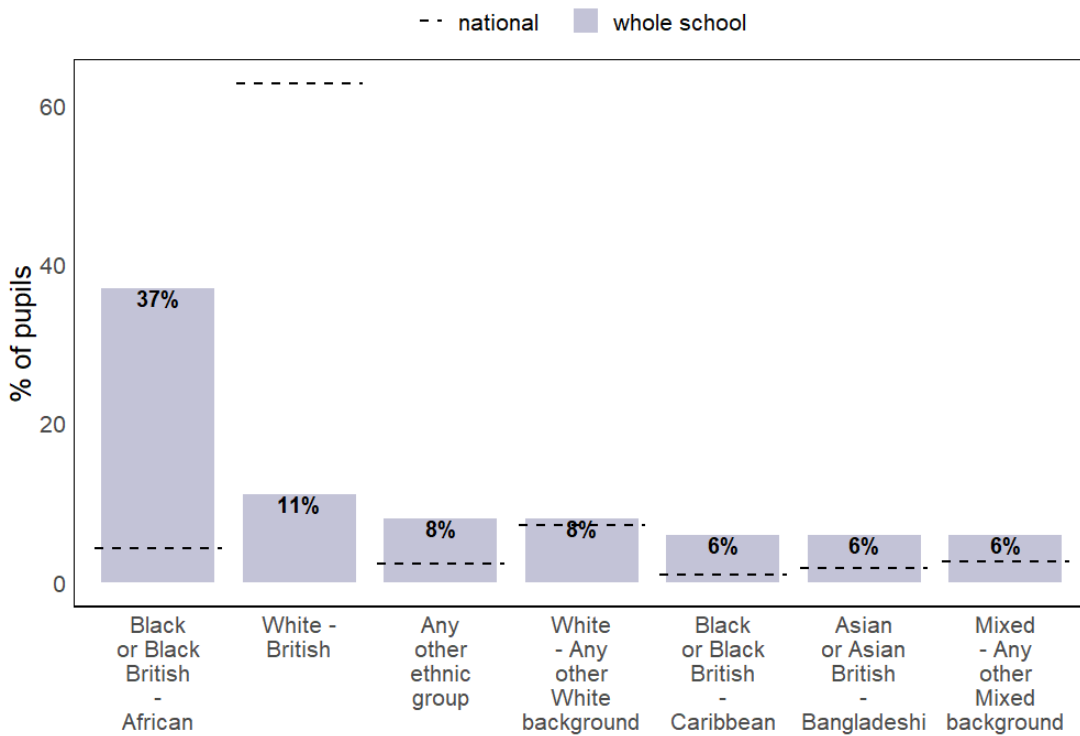
2023

Pupil base deprivation	Well above average	Well above average	Well above average
School location deprivation	Above average	Above average	Above average

- The proportion of pupils with EAL (31%) in last year’s year 1 is low compared to other year groups.
- The proportion of pupils with EAL (58%) in last year’s year 6 is high compared to other year groups.
- The proportion of pupils eligible for FSM (39%) in last year’s year 1 is low compared to other year groups.
- The proportion of pupils eligible for FSM (64%) in last year’s year 3 is high compared to other year groups.

## Ethnicity

### Groups that represent 5% or more of the overall cohort



► [Table](#)

## SEND characteristics

Type of resourced provision: SEN unit

Capacity: 22

Type of SEN provision: SLCN - Speech, language and Communication, SEMH - Social, Emotional and Mental Health

Number of pupils with SEND who are also FSM and/or CLA: 59

### SEND support (55)

SEND primary need	R	Y1	Y2	Y3	Y4	Y5	Y6	Total
Moderate Learning Difficulty	0	1	0	0	0	1	0	2
Social, Emotional and Mental Health	0	0	0	1	2	1	0	4
Speech, Language and Communication Needs	3	10	6	5	3	2	3	32
Autistic Spectrum Disorder	5	2	1	2	1	2	1	14
School Support NSA	0	0	0	1	1	0	0	2
Other Difficulty/Disability	0	0	0	0	0	0	1	1
<b>Year group totals</b>	<b>8</b>	<b>13</b>	<b>7</b>	<b>9</b>	<b>7</b>	<b>6</b>	<b>5</b>	<b>55</b>

### EHC plan (42)

SEND primary need	R	Y1	Y2	Y3	Y4	Y5	Y6	Total
Moderate Learning Difficulty	0	1	0	0	0	0	0	1
Social, Emotional and Mental Health	0	0	0	1	0	0	0	1
Speech, Language and Communication Needs	0	1	3	1	4	6	3	18
Visual Impairment	0	1	0	0	0	0	0	1
Autistic Spectrum Disorder	2	1	5	5	3	3	1	20
Other Difficulty/Disability	0	0	0	1	0	0	0	1
<b>Year group totals</b>	<b>2</b>	<b>4</b>	<b>8</b>	<b>8</b>	<b>7</b>	<b>9</b>	<b>4</b>	<b>42</b>

## Staffing

- *There is nothing to highlight for the proportion of education support staff relative to teaching staff.*
- Per pupil spending was in the highest 20% of similar schools in 2021/22 for: Education support staff, Teaching staff.
- Per pupil spending was in the lowest 20% of similar schools in 2021/22 for: Staff development and training.
- *There is nothing to highlight for teachers with at least one period of sickness absence in 2021/22 or 2020/21.*
- *There is nothing to highlight for days lost to teacher absence (7 days) in 2021/22.*
- At the time of the November 2022 census, there were no full-time vacant teacher posts in the school.
- *There is nothing to highlight for staff turnover in 2021, 2020 or 2019.*

## Links to alternative provision and other providers

There were no links identified for this school from the January 2023 census.

## Absence

	Absence		Persistent absentees	
	2021/22	2022/23	2021/22	2022/23
School %	5.2	5.8	12.6	17.4
Comparison to all schools	-	-	-	-
Comparison to schools with a similar level of deprivation	Lowest 20%	-	Lowest 20%	-






## Suspensions & permanent exclusions


### Whole school

	Pupils with 1 or more suspensions			Pupils with 2 or more suspensions		
	2019/20	2020/21	2021/22	2019/20	2020/21	2021/22
School %	0.0	0.2	0.4	0.0	0.2	0.0
Comparison to all schools	-	-	-	-	-	-

- Of the 2 pupils in the whole school with 1 or more suspensions in 2021/22, neither was suspended on 2 or more occasions.
- Of the 2 suspensions in the whole school in 2021/22, the following reasons each accounted for more than 10%: **physical assault against a pupil (1)**, **damage (1)**.
- There were no permanent exclusions in the whole school in 2021/22. The national average for this year was close to zero. There were no permanent exclusions in the previous two years either.

## Progress and attainment at key stages 1 and 2

-  School difference from national has improved from comparator year
-  School difference from national has improved slightly from comparator year
-  Similar to comparator year or fewer than 11 pupils
-  School difference from national has weakened slightly from comparator year
-  School difference from national has weakened from comparator year

	2023 cohort	Performance in 2023	2023 value	2023 nat value	1 year	4 year
Phonics Y1 expected standard %	60	Sig above national and 84th percentile	90	79	—	—
Writing KS1 expected standard %	60	Sig above national and 84th percentile	73	60	—	—
Writing KS2 progress	56	Sig above national and 79th percentile	1.9	0.0	—	—
Mathematics KS2 progress	56	Sig above national and 89th percentile	3.1	0.0	—	—
Mathematics KS2 expected standard %	57	Sig above national and 84th percentile	88	73	—	—
Reading KS2 high standard %	57	Sig above national and 89th percentile	47	29	—	
Writing KS2 greater depth %	57	Sig above national and 86th percentile	25	13	—	—
EGPS KS2 expected standard %	57	Sig above national and 89th percentile	89	72	—	—
EGPS KS2 high standard %	57	Sig above national and 97th percentile	60	30	—	—

### ► [Non-significant data](#)

- Of the 60 year 1 pupils, 6 did not meet the **phonics expected standard**. There were 9 pupil(s) that were screened for phonics in year 2 in 2023; 3 of those met the expected standard.

## Pupil groups

### Primary - 2023 data

	FSM and/or CLA	Low prior	Middle prior	High prior
Reading KS2 progress	-	-	-	Sig above national

## Absence - 2022/23

No pupil groups were highlighted for this school.

[News and updates](#) [Cookie policy](#)

[Accessibility statement](#) [Privacy notice](#)

### OGI

All content is available under the [Open Government Licence v3.0](#), except where otherwise stated

© Crown copyright